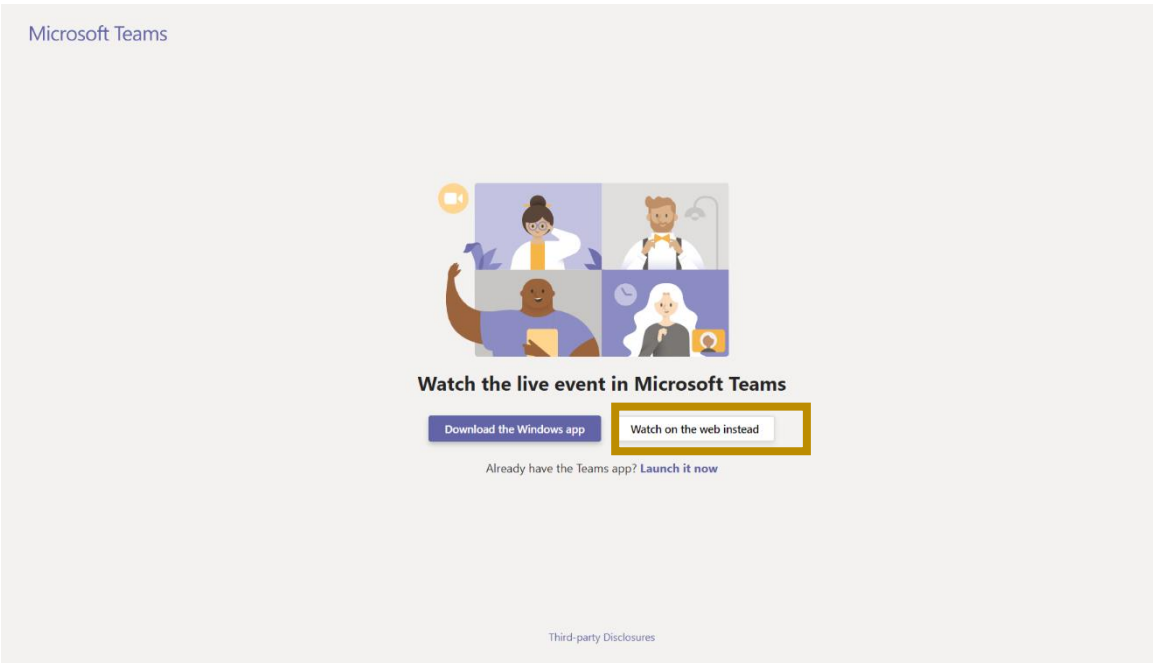
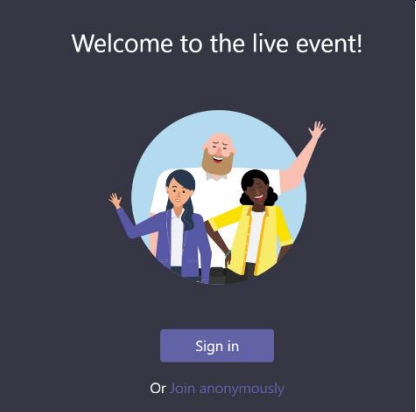
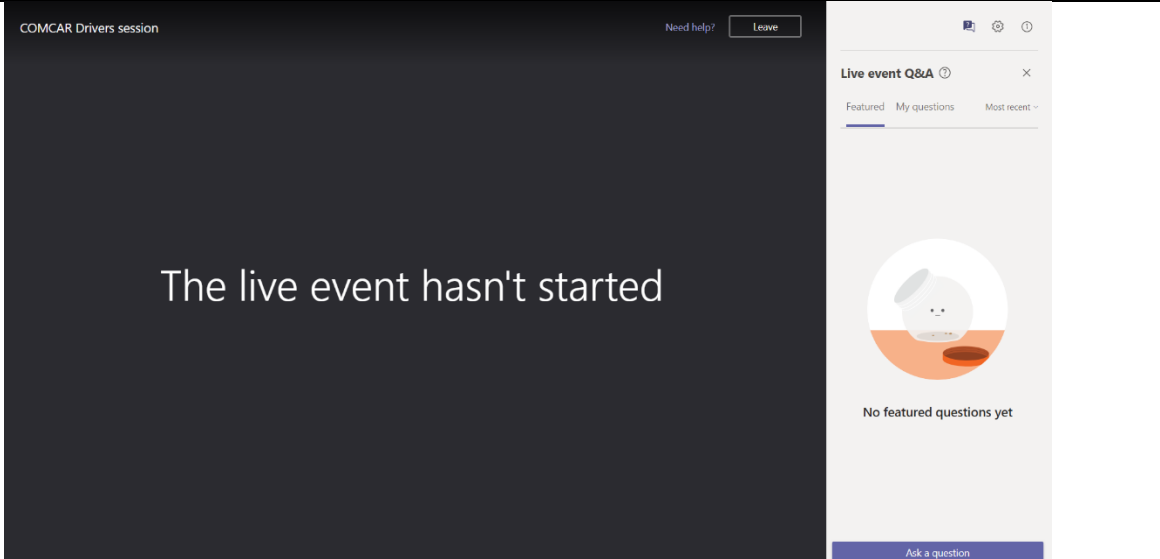


How to join the live event via your computer

Step 1	Click this link		
Step 2	Your default internet browser will open. Click watch on the web instead .		
Step 3	You will then need to press 'Join anonymously'.		

How to join the live event via your computer

Step 4	You will then load a black screen – until the event starts you will see the following text ‘the live event hasn’t started’.	 A screenshot of a live event interface. The main area is black with the text 'The live event hasn't started' in white. At the top left, it says 'COMCAR Drivers session'. At the top right, there are links for 'Need help?' and a 'Leave' button. On the right side, there is a 'Live event Q&A' panel with tabs for 'Featured', 'My questions', and 'Most recent'. Below the tabs is a circular icon with a rabbit and the text 'No featured questions yet'. At the bottom of the Q&A panel is a blue button that says 'Ask a question'.
---------------	---	---

- You should consider testing that you can access the live event prior to the start time and we recommend you join the event 5 minutes prior. If you can join, and you follow the above steps you will see the ‘Live event hasn’t started screen’.
- Use headphones to ensure you get the best audio quality.
- If you have issues with your internet connection during the event let us know and we can look at alternate arrangements for you.