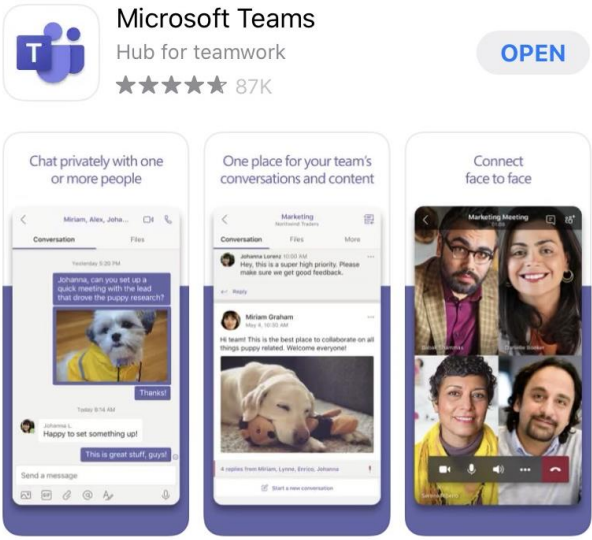
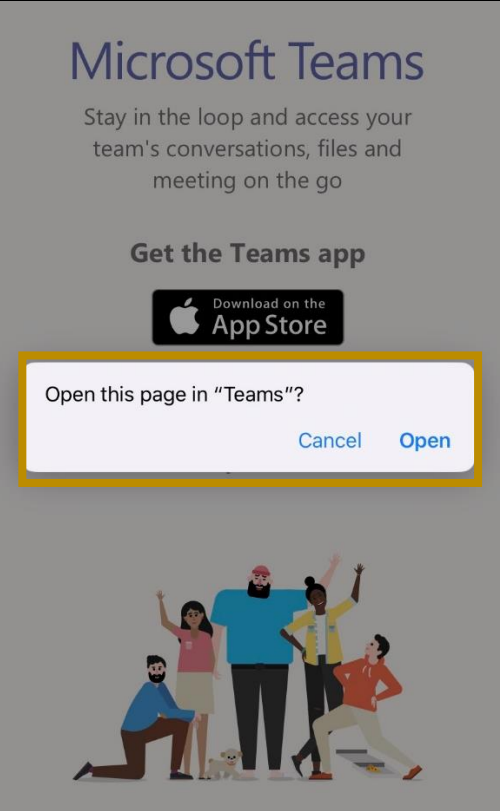




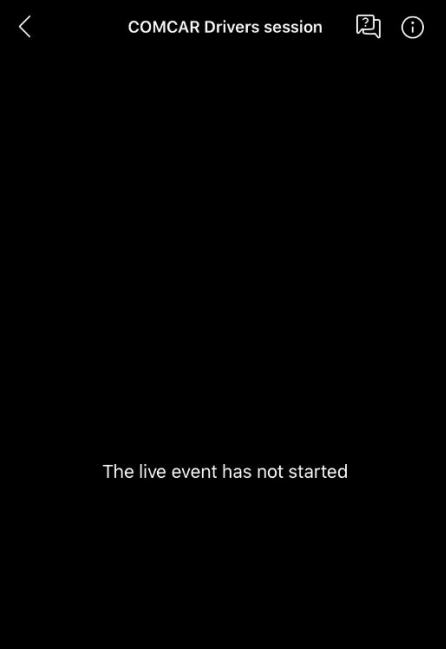
# How to join the live event via your personal mobile phone

<p><b>Step 1</b></p>	<p>Please download the Microsoft Teams app from the Apple APP store or Google Play store.</p>	
<p><b>Step 2</b></p>	<p>Once you have downloaded the APP, you <b>do not</b> need to log in to Teams.</p>	
<p><b>Step 3</b></p>	<p>You should then press this <a href="#">link</a> to view the live-stream.</p>	
<p><b>Step 4</b></p>	<p>Your internet browser should then open and you will be prompted to open the page in Teams – please press open.</p>	

# How to join the live event via your personal mobile phone

<b>Step 5</b>	You will then need to press Join as a guest.	<p>Microsoft Teams</p>  <p>Meeting time! How would you like to join?</p> <p>Join as a guest</p> <p>Sign in and join</p>
<b>Step 6</b>	Type your name into the text box and press join meeting.	<p>&lt;</p>  <p>Type your name, then select Join meeting.</p> <p>Guest</p> <p>Join meeting</p>

## How to join the live event via your personal mobile phone

<b>Step 7</b>	You will then load a black screen – until the event starts you will see the following text 'the live event has not started'.	
---------------	--	--

- You should consider testing that you can access the live event prior to the start time and we recommend you join the event 5 minutes prior. If you can join, and you follow the above steps you will see the 'Live event hasn't started screen'.
- Use headphones to ensure you get the best audio quality.
- If you have issues with your internet connection during the event let us know and we can look at alternate arrangements for you.