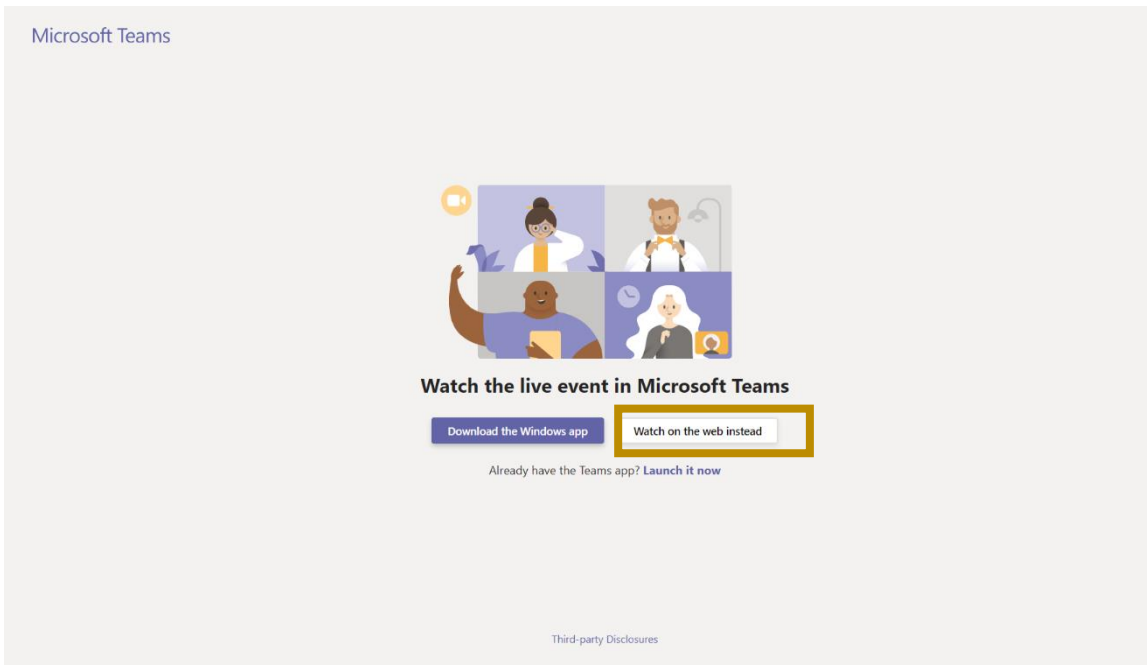
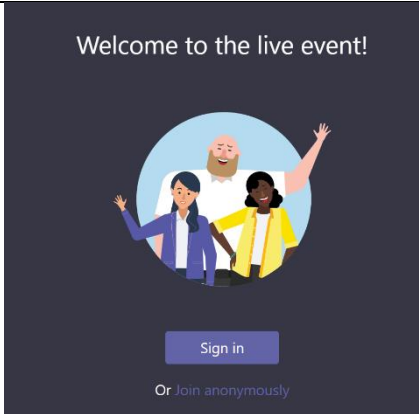
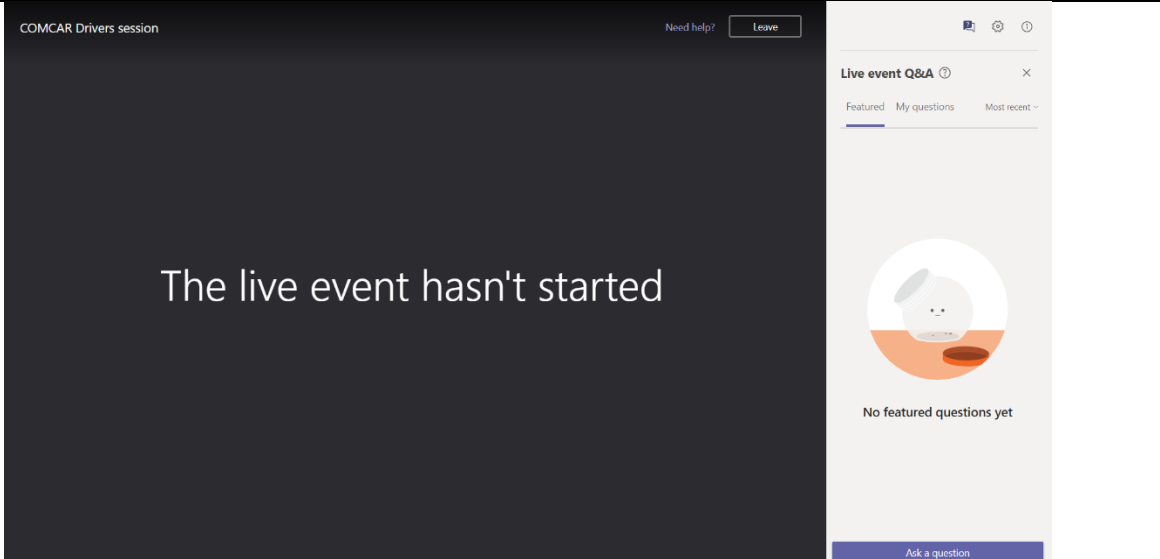


## How to join the live event via your computer

<b>Step 1</b>	Click this <a href="#">link</a>		
<b>Step 2</b>	<p>Your default internet browser will open. We recommend using Google Chrome or Microsoft Edge for the best experience.</p> <p>If you are <u>already a user</u> of GovTEAMS or Microsoft Teams and you have the app – click <b>launch it now</b>.</p> <p>If you <u>are not</u> a GovTEAMS or Microsoft Teams user, click <b>watch on the web instead</b>.</p>		
<b>Step 3</b>	<p>If you are <u>already a user</u> of GovTEAMS or Microsoft Teams, you can <u>sign in</u> using your credentials.</p> <p>If you <u>are not</u> a GovTEAMS or Microsoft Teams user, click <b>join anonymously</b>.</p>		

## How to join the live event via your computer

<b>Step 4</b>	You will then load a black screen – until the event starts you will see the following text ‘the live event hasn’t started’.	 The screenshot shows a dark-themed interface for a 'COMCAR Drivers session'. At the top left, it says 'COMCAR Drivers session' and 'Need help?' with a 'Leave' button. The main content area displays the text 'The live event hasn't started' in white. On the right side, there is a 'Live event Q&A' panel with tabs for 'Featured', 'My questions', and 'Most recent'. Below the tabs is a circular graphic with a white top half and an orange bottom half, containing a small white character. Below the graphic, it says 'No featured questions yet' and 'Ask a question' at the bottom.
---------------	---	--

- You should consider testing that you can access the live event prior to the start time and we recommend you join the event 5 minutes prior. If you can join, and you follow the above steps you will see the ‘Live event hasn’t started screen’.
- Use headphones to ensure you get the best audio quality.
- If you have issues with your internet connection during the event let us know and we can look at alternate arrangements for you.